

Frigidaire



*Home Comfort
Products*



Home Comfort Products

With a complete line of room air conditioners, portable air conditioners and dehumidifiers, Frigidaire® technology is hard at work to enhance the comfort of your home. Offering a broad range of ENERGY STAR® models and features like single-touch electronic controls, full-function remotes that double as thermostats, portable air conditioners, and dehumidifiers that operate in low temperatures, Frigidaire® Home Comfort products are designed to provide you with easy-to-use, quiet, efficient and reliable service.

ROOM AIR CONDITIONER KEY FEATURES



Electronic Controls coupled with full-function remote capabilities give the consumer control flexibility at the remote and the unit. Cool, energy saver and fan modes, On/Off 24-hour timer, auto cool and sleep can be programmed with the remote. Electronic controls offer filter check reminder and clean air features.



Temperature-Sensing Remote controls temperature at the remote or the unit, depending on the customer's preference. The remote can be placed anywhere in the same room as the unit, providing a greater level of comfort.

LVC Technology is available on all Multi-Step Fan Speed models and ensures proper operation of the unit when voltage fluctuates.

Portable Cooling delivers cool air in the summer to any room of your home.



Clean Air Filtration provides relief for increasing numbers of allergy and respiratory ailment sufferers. Negative ion generators and electrostatic filter elements are used for air cleaning performance that is substantially higher than conventional filter methods.



All Room Air Conditioners are now manufactured with an LCDI (Leakage Current Detection and Interruption) device. This device enhances your safety by preventing accidental shock. It monitors current flow and trips during an accidental contact, isolating you from harm.

Multi-Step Fan Speeds with 90 distinct fan settings provide complete control in temperature, airflow and noise management.

Frigidaire®

Room Air Conditioners



FAX054P7A (shown)

Bantam

- 5,000 BTUH cooling capacity
- Rotary fan control on base models
- Units with electronic controls including remote available
- Cools 150 sq. ft. rooms
- 2-way air direction control
- Slide-out filter access
- 2 models available
- See specifications chart for specific model features
- Pleated quick mount window kit included for clean installation



FAA086P7A (shown)

MS II

- 5,200 to 8,000 BTUH cooling capacity
- Rotary fan 3-speed control on base models
- Units with full-function electronic controls available. Some models have temperature sensing remote controls with thermostats
- Multi-Step (90 settings) fan speeds on electronic models
- Cools room sizes from 165 to 350 sq. ft.
- 8-way air direction control
- Tilt-out filter access
- Clean air (ionizer) models available
- 6 models available
- See specifications chart for specific model features
- ENERGY STAR® models available
- Pleated quick mount window kit included for clean installation



FAC126PIA (shown)

Compact

- 10,000 to 12,000 BTUH cooling capacity
- Rotary fan 3-speed control on base models
- Units with full-function electronic controls available. Some models have temperature sensing remote controls with thermostats
- Multi-Step (90 settings) fan speeds on electronic models
- Cools room sizes from 490 to 640 sq. ft.
- 8-way air direction control
- Tilt-out filter access
- Clean air (ionizer) models available
- 6 models available
- See specifications chart for specific model features
- ENERGY STAR® models available
- Pleated quick mount window kit included for clean installation





FAS296N2A (shown)
Heavy-Duty

- Units that cool and heat
- 15,100 to 28,500 BTUH cooling capacity
- 16,000 BTUH heating capacity
- Rotary fan 3-speed control available on base model
- Units with full-function electronic controls available. Most models have temperature sensing remote controls with thermostats
- Multi-Step (90 settings) fan speeds on electronic models
- Cools room sizes from 880 to 1,935 sq. ft.
- Multi-directional air direction control
- Available in 115 or 230/208 voltage
- Tilt-out filter access
- Most models have the clean air ionizer
- 9 models available
- See specifications chart for specific model features
- ENERGY STAR® models available
- Pleated quick mount window kit included for clean installation



FAH126N2T (shown)
Through-The-Wall

- Units that cool and heat
- 8,000 to 14,000 BTUH cooling capacity
- 4,000 to 10,000 BTUH heating capacity
- 3 fan speeds
- Units have full-function electronic controls with remote
- Cools or heats room sizes from 350 to 640 sq. ft.
- 4-way air direction control
- Fits all existing wall sleeves. New wall sleeves available
- Optional window mounting kit available
- Included standard universal interior trim kit allows the unit to neatly fit into any existing sleeve
- Available in 115 or 230/208 voltage
- 11 models available
- See specifications chart for specific model features
- ENERGY STAR® models available
- Most cool only models have temperature sensing remote controls with thermostat
- Universal trim kit covers space between the sleeve and unit



FAK124QIV (shown)
Slider/Casement

- 8,000 to 12,000 BTUH cooling capacity
- 3 fan speeds
- Units have full-function electronic controls with remote
- Cools room sizes from 350 to 640 sq. ft.
- 4-way air direction control
- Easy mount window kit
- Optional high window kit available
- 3 models available
- See specifications chart for specific model features
- ENERGY STAR® model available



Frigidaire®

Room Air Conditioners



FAP094PIZ (shown)

Portable

- 3 fan speeds
- 9,000 BTUH cooling capacity
- Units have full-function electronic controls with remote
- Cools room sizes up to 425 sq. ft.
- Easy-to-install casement or double hung window adapter vents warm air exhaust and condensation outdoors (shown in photo below)
- Through-the-wall duct adaptor for optional venting of warm air exhaust and condensation outdoors
- Continuous draining
- Fully portable with casters
- Available in 115 voltage
- 1 model available
- See specifications chart for specific model features




Frigidaire®

Dehumidifiers




FDL60PI (shown) Dehumidifier

- 2 fan speeds
- Low temperature operation
- Units have full-function electronic controls
- Washable filter removes both moisture and airborne particulates
- Easily accessible collection container for complete portability. Level indicator signals when container is full
- Continuous operation is possible when located near a suitable drain
- Fully portable with casters
- Available in 115 voltage
- 3 models available
- See specifications chart for specific model features
- ENERGY STAR® models available



Home Comfort Accessories



Attractive Architectural Grille (EA109T)

Installs from inside the room! Heavy-duty, heavy-gauge, anodized aluminum grille stands up to the toughest wear and tear. The rear grille kit can be ordered for all through-the-wall models.



Through-The-Wall Builder Sleeve (EA108T)

All-weather, galvanized steel with internal support provides security on the outside and beauty on the inside. Includes weather-tight seal, adjustable mounting brackets and protective aluminum rear grille.



Universal Large A/C Support Bracket (AC-160)

Ensures window unit security. Built for all-weather use and easy indoor installation, eliminating the need to work outside. Supports units weighing up to 160 lbs. Built for 12,000 BTU to 24,000 BTU. Universal support brackets fit standard A/C units.



Window Mounting Kit for Through-The-Wall Models (EA102T)

Adapts Frigidaire® Through-The-Wall models for window installation. Pleated quick mount side panels are specially treated to resist deterioration caused by the sun's damaging ultraviolet rays. Includes rear grille. Fits windows 28" to 41" wide, minimum 17-1/2" high.



Universal Small A/C Support Bracket (AC-080)

Supports units weighing up to 80 lbs. Built for 5,000 BTU to 10,000 BTU. Universal support brackets fit standard A/C units.



Universal Antimicrobial Cut-To-Fit Filter (5304437663)

Resists bacteria, mold and fungus growth, removes common particulates and lasts six times longer than standard foam filters. Can be cut to any size and is 100% washable and reusable.



A/C Weather Seal

Seals out cold drafts in winter, and seals cold air in during summer. Reduces window vibration and outside noises. Seals out dust and insects. Foam compresses easily to seal window gap around unit. Can also be used as a window sash seal.

SLIDER/CASEMENT AIR CONDITIONERS

Model	FAK085Q7V	FAK104Q1V	FAK124Q1V
Series	ENERGY STAR®	ENERGY STAR®	ENERGY STAR®
Performance			
BTU (Cool)	8,000	10,000	12,000
BTU (Heat)			
Dehumidification (Pints/Hour)	2.2	2.8	3.6
Approximately Cool Area (Sq. Ft.)	350	490	640
EER	10.5	9.5	9.5
Electrical			
Volts	115	115	115
Amps (Cool)	7.3	9.6	11.2
Amps (Heat)			
Watts (Cool)	760	1,050	1,260
Watts (Heat)			
Length of Power Cord	6-1/2'	6-1/2'	6-1/2'
Plug Type (NEMA)*	LCDI (A)	LCDI (A)	LCDI (A)
Features			
Controls	Electronic	Electronic	Electronic
Fan Speeds (Cool/Fan/Heat)	3/3	3/3	3/3
Low Voltage Compensation	•	•	•
Auto Cool Function	•	•	•
Energy Save	•	•	•
Sleep Mode	•	•	•
Filter Check	•	•	•
24 Hour On/Off Timer	•	•	•
Remote Control	Full-Function	Full-Function	Full-Function
Air CFM (High/Med/Low)	210/190/160	270/245/205	270/245/205
Air Direction Control	4-Way	4-Way	4-Way
Fresh Air/Exhaust Vent	Exhaust Vent	Exhaust Vent	Exhaust Vent
Filter Type	Rigid Mesh	Rigid Mesh	Rigid Mesh
Filter Access	Slide-Out	Slide-Out	Slide-Out
Slide-Out Chassis			
Cabinet Louvers	•	•	•
Rear Grill			
Window Mounting Kit	Easy Mount/High	Easy Mount/High	Easy Mount/High
Dimensions			
A - Cabinet Height	20-1/4"	20-1/4"	20-1/4"
B - Cabinet Width	14-1/4"	14-1/4"	14-1/4"
C - Cabinet Depth (with Front)	23" (24-1/2")	23" (24-1/2")	23" (24-1/2")
D - Window Height (Min./Max.)	21-1/2"/41"	21-1/2"/41"	21-1/2"/41"
E - Window Width	15-1/2"	15-1/2"	15-1/2"
F - Max. Wall Thickness	8-1/2"	8-1/2"	8-1/2"
Carton Height	25-1/2"	25-1/2"	25-1/2"
Carton Width	18-3/8"	18-3/8"	18-3/8"
Carton Depth	26-3/4"	26-3/4"	26-3/4"
Unit Weight	80 Lbs.	88 Lbs.	91 Lbs.
Shipping Weight	95 Lbs.	103 Lbs.	106 Lbs.
UPC (0-12505)	27166-3	27167-0	27168-7

BANTAM AIR CONDITIONERS

Model	FAX052P7A	FAX054P7A
Series	ENERGY STAR®	ENERGY STAR®
Performance		
BTU (Cool)	5,000	5,000
BTU (Heat)		
Dehumidification (Pints/Hour)	1.1	1.1
Approximately Cool Area (Sq. Ft.)	150	150
EER	9.7	9.7
Electrical		
Volts	115	115
Amps (Cool)	5.1	5.1
Amps (Heat)		
Watts (Cool)	515	515
Watts (Heat)		
Length of Power Cord	6'	6'
Plug Type (NEMA)*	LCDI (A)	LCDI (A)
Features		
Controls	Mechanical	Electronic
Fan Speeds (Cool/Fan/Heat)	2	VS Electronic
Low Voltage Compensation		•
Auto Cool Function		•
Energy Save		•
Sleep Mode		
Filter Check		
24 Hour On/Off Timer		•
Remote Control		
Air CFM (High/Med/Low)	150/130/110	150/110
Air Direction Control	2-Way	2-Way
Fresh Air/Exhaust Vent		
Filter Type	Mesh	Mesh
Filter Access	Slide-Out	Slide-Out
Slide-Out Chassis		
Cabinet Louvers	•	•
Rear Grill		
Window Mounting Kit	Pleated Quick Mount	Pleated Quick Mount
Dimensions		
A - Cabinet Height	11-1/2"	11-1/2"
B - Cabinet Width	15-1/2"	15-1/2"
C - Cabinet Depth (with Front)	12"	12"
D - Window Height (Min./Max.)	13"	13"
E - Window Width (Min./Max.)	23"/36"	23"/36"
Carton Height	15"	15"
Carton Width	18-1/8"	18-1/8"
Carton Depth	15-1/4"	15-1/4"
Unit Weight	40 Lbs.	40 Lbs.
Shipping Weight	44 Lbs.	44 Lbs.
UPC (0-12505)	27081-9	27082-6

INSTALLATION

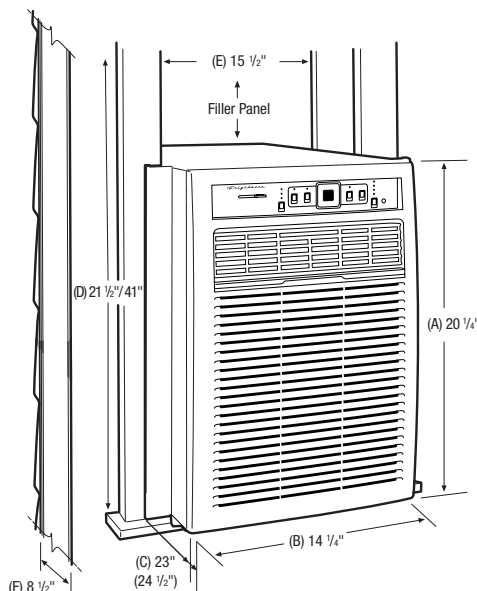
The following dimension and cutout information is for planning purposes only. For complete installation details consult manual packed with product, or download manual at Customer Service, online at www.frigidaire.com.

* Plug Type (NEMA)

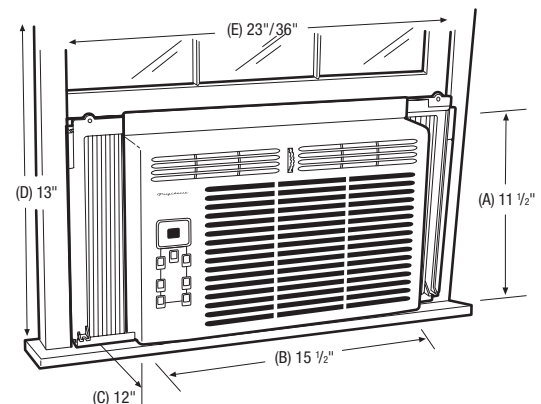


(A)
5-15P




Slider / Casement Models



Bantam Models



MS II AIR CONDITIONERS

Model	FAA055P7A	FAA062P7A	FAA065P7A	FAA082P7A	FAA084P7A	FAA086P7A
Series	Frigidaire	Frigidaire	Frigidaire	Frigidaire	Frigidaire	Frigidaire
ENERGY STAR®						
Performance						
BTU (Cool)	5,200	6,000	6,000	8,000	8,000	8,000
BTU (Heat)						
Dehumidification (Pints / Hour)	1.4	1.6	1.7	2.1	2.1	2.1
Approximately Cool Area (Sq. Ft.)	165	215	215	350	350	350
EER	11.0	9.7	10.7	9.8	9.8	10.8
Electrical						
Volts	115	115	115	115	115	115
Amps (Cool)	4.5	5.5	5.2	7.4	7.4	7.1
Amps (Heat)						
Watts (Cool)	475	620	560	815	815	740
Watts (Heat)						
Length of Power Cord	6'	6'	6'	6'	6'	6'
Plug Type (NEMA)*	LCDI (A)	LCDI (A)	LCDI (A)	LCDI (A)	LCDI (A)	LCDI (A)
Features						
Controls	Electronic	Mechanical	Electronic	Mechanical	Electronic	Electronic
Fan Speeds (Cool / Fan / Heat)	VS Electronic	3/3	VS Electronic	3/3	VS Electronic	VS Electronic
Low Voltage Compensation	•		•		•	•
Auto Cool Function	•		•		•	•
Energy Save	•		•		•	•
Sleep Mode	•		•		•	•
Filter Check	•		•		•	•
24 Hour On / Off Timer	•		•		•	•
Remote Control	Full-Function		Full-Function		Full Function	Full-Function & Remote T'Stat
Air CFM (High / Med / Low)	170-125	170 / 145 / 120	170-125	220/185/155	220-155	220-155
Air Direction Control	8-Way	8-Way	8-Way	8-Way	8-Way	8-Way
Fresh Air / Exhaust Vent						
Filter Type	Clean Air Ionizer	Rigid Mesh	Clean Air Ionizer	Rigid Mesh	Rigid Mesh	Clean Air Ionizer
Filter Access	Tilt-Out	Tilt-Out	Tilt-Out	Tilt-Out	Tilt-Out	Tilt-Out
Slide-Out Chassis						
Cabinet Louvers	•	•	•	•	•	•
Rear Grill						
Window Mounting Kit	Pleated Quick Mount	Pleated Quick Mount	Pleated Quick Mount	Pleated Quick Mount	Pleated Quick Mount	Pleated Quick Mount
Dimensions						
A - Cabinet Height	12-1/2"	12-1/2"	12-1/2"	12-1/2"	12-1/2"	12-1/2"
B - Cabinet Width	18-1/2"	18-1/2"	18-1/2"	18-1/2"	18-1/2"	18-1/2"
C - Cabinet Depth (with Front)	14" (15-1/2")	14" (15-1/2")	14" (15-1/2")	14" (15-1/2")	14" (15-1/2")	14" (15-1/2")
D - Window Height (Min.)	14"	14"	14"	14"	14"	14"
E - Window Width (Min./Max.)	23" / 36"	23" / 36"	23" / 36"	23" / 36"	23" / 36"	23" / 36"
Max. Wall Thickness						
Carton Height	14-3/4"	14-3/4"	14-3/4"	14-3/4"	14-3/4"	14-3/4"
Carton Width	21-3/4"	21-3/4"	21-3/4"	21-3/4"	21-3/4"	21-3/4"
Carton Depth	18-1/4"	18-1/4"	18-1/4"	18-1/4"	18-1/4"	18-1/4"
Unit Weight	46 Lbs.	48 Lbs.	49 Lbs.	53 Lbs.	53 Lbs.	58 Lbs.
Shipping Weight	54 Lbs.	56 Lbs.	57 Lbs.	61 Lbs.	61 Lbs.	62 Lbs.
UPC (0-12505)	27084-0	27087-1	27090-1	27092-5	27094-9	27096-3

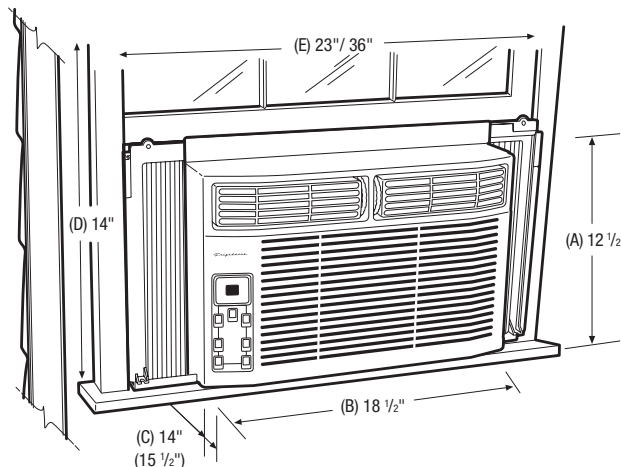
INSTALLATION

The following dimension and cutout information is for planning purposes only. For complete installation details consult manual packed with product, or download manual at Customer Service, online at www.frigidaire.com.



* Plug Type (NEMA)



MS II Models



COMPACT AIR CONDITIONERS

Model Series	FACI02PIA Frigidaire	FACI04PIA Frigidaire	FACI06PIA Frigidaire	FACI22PIA Frigidaire	FACI24PIA Frigidaire	FACI26PIA Frigidaire
ENERGY STAR®						
Performance						
BTU (Cool)	10,000	10,000	10,000	12,000	12,000	12,000
BTU (Heat)						
Dehumidification (Pints / Hour)	3.0	3.0	3.5	3.8	3.8	4.0
Approximately Cool Area (Sq. Ft.)	490	490	490	640	640	640
EER	9.8	9.8	10.8	9.8	9.8	10.8
Electrical						
Volts	115	115	115	115	115	115
Amps (Cool)	9.2	9.2	8.4	10.7	10.7	10.2
Amps (Heat)						
Watts (Cool)	1,020	1,020	925	1,220	1,220	1,110
Watts (Heat)						
Length of Power Cord	6'	6'	6'	6'	6'	6'
Plug Type (NEMA)*	LCDI (A)	LCDI (A)	LCDI (A)	LCDI (A)	LCDI (A)	LCDI (A)
Features						
Controls	Mechanical	Electronic	Electronic	Mechanical	Electronic	Electronic
Fan Speeds (Cool / Fan / Heat)	3 / 3	VS Electronic	VS Electronic	3 / 3	VS Electronic	VS Electronic
Low Voltage Compensation			*			*
Auto Cool Function		*	*		*	*
Energy Save		*	*		*	*
Sleep Mode		*	*		*	*
Filter Check		*	*		*	*
24 Hour On / Off Timer		*	*		*	*
Remote Control		Full-Function	Full-Function & Remote Thermostat		Full-Function	Full-Function & Remote Thermostat
Air CFM (High / Med / Low)	295/250/215	295-215	295-215	295 / 250 / 215	295-215	295-215
Air Direction Control	8-Way	8-Way	8-Way	8-Way	8-Way	8-Way
Fresh Air / Exhaust Vent	*	*	*	*	*	*
Filter Type	Rigid Mesh	Rigid Mesh	Clean Air Ionizer	Rigid Mesh	Rigid Mesh	Clean Air Ionizer
Filter Access	Tilt-Out	Tilt-Out	Tilt-Out	Tilt-Out	Tilt-Out	Tilt-Out
Slide-Out Chassis						
Cabinet Louvers	*	*	*	*	*	*
Rear Grill						
Window Mounting Kit	Pleated Quick Mount	Pleated Quick Mount	Pleated Quick Mount	Pleated Quick Mount	Pleated Quick Mount	Pleated Quick Mount
Dimensions						
A - Cabinet Height	14-1/2"	14-1/2"	14-1/2"	14-1/2"	14-1/2"	14-1/2"
B - Cabinet Width	19"	19"	19"	19"	19"	19"
C - Cabinet Depth (with Front)	19-3/4" (21-1/4")	19-3/4" (21-1/4")	19-3/4" (21-1/4")	19-3/4" (21-1/4")	19-3/4" (21-1/4")	19-3/4" (21-1/4")
D - Window Height (Min.)	15"	15"	15"	15"	15"	15"
E - Window Width (Min./Max.)	23" / 36"	23" / 36"	23" / 36"	23" / 36"	23" / 36"	23" / 36"
Max. Wall Thickness						
Carton Height	16-3/4"	16-3/4"	16-3/4"	16-3/4"	16-3/4"	16-3/4"
Carton Width	22-1/4"	22-1/4"	22-1/4"	22-1/4"	22-1/4"	22-1/4"
Carton Depth	23-1/4"	23-1/4"	23-1/4"	23-1/4"	23-1/4"	23-1/4"
Unit Weight	74 Lbs.	74 Lbs.	75 Lbs.	79 Lbs.	79 Lbs.	79 Lbs.
Shipping Weight	83 Lbs.	83 Lbs.	84 Lbs.	88 Lbs.	88 Lbs.	88 Lbs.
UPC (0-12505)	27097-0	27098-7	27100-7	27101-4	27102-1	27104-5

INSTALLATION

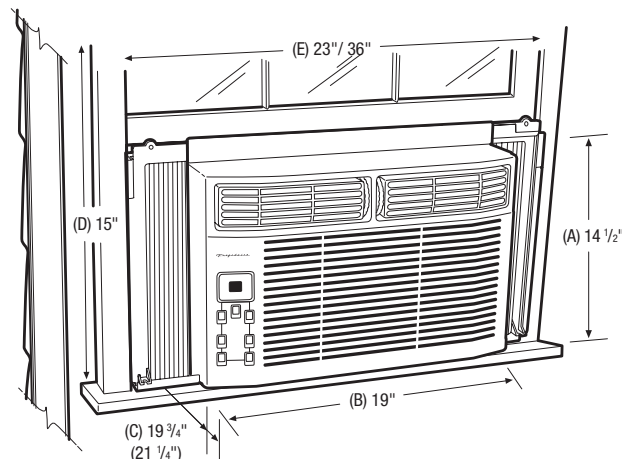
The following dimension and cutout information is for planning purposes only. For complete installation details consult manual packed with product, or download manual at Customer Service, online at www.frigidaire.com.

* Plug Type (NEMA)






(A)
5-15P

Compact II Models



HEAVY-DUTY AIR CONDITIONERS

Model	FAS156N1A	FAS184N2A	FAS185N2A	FAS186N2A	FAM18EQ2A
Series	Frigidaire	Frigidaire	Frigidaire	Frigidaire	Frigidaire
ENERGY STAR®					
Performance					
BTU (Cool)	15,100	18,000 / 17,800	18,500 / 18,200	18,500 / 18,200	18,000 / 17,800
BTU (Heat)					16,000
Dehumidification (Pints / Hour)	4.3	5.3	5.5	5.5	5.5
Approximately Cool Area (Sq. Ft.)	880	1,110	1,110	1,110	1,110
EER	10.7	9.7	10.7	10.7	9.7
Electrical					
Volts	115	230 / 208	230 / 208	230 / 208	230 / 208
Amps (Cool)	12.3	8.2 / 9.0	7.4 / 8.1	7.4 / 8.1	8.5 / 9.0
Amps (Heat)					19.2 / 21.0
Watts (Cool)	1,410	1,855 / 1,840	1,730 / 1,700	1,730 / 1,700	1,855 / 1,835
Watts (Heat)					4,900 / 4,000
Length of Power Cord	5'	5'	5'	5'	6'
Plug Type (NEMA)*	LCDI (A)	LCDI (B)	LCDI (B)	LCDI (B)	LCDI (D)
Features					
Controls	Electronic	Electronic	Electronic	Electronic	Electronic
Fan Speeds (Cool / Fan / Heat)	VS Electronic	VS Electronic	VS Electronic	VS Electronic	VS Electronic
Low Voltage Compensation	•		•	•	•
Auto Cool Function	•	•	•	•	•
Energy Save	•	•	•	•	•
Sleep Mode	•	•	•	•	•
Filter Check	•	•	•	•	•
24 Hour On / Off Timer	•	•	•	•	•
Remote Control	Full-Function & Remote T'Stat	Full-Function	Full-Function	Full-Function & Remote T'Stat	Full-Function with Heat
Air CFM (High / Med / Low)	450-375	470-350	470-350	470-350	470-350
Air Direction Control	Multi-Directional	Multi-Directional	Multi-Directional	Multi-Directional	Multi-Directional
Fresh Air / Exhaust Vent / Closed	Yes / Yes / No	Yes / Yes / No	Yes / Yes / No	Yes / Yes / No	Yes / Yes / Yes
Filter Type	Clean Air Ionizer	Rigid Mesh	Clean Air Ionizer	Clean Air Ionizer	Rigid Mesh
Filter Access	Tilt-Out	Tilt-Out	Tilt-Out	Tilt-Out	Tilt-Out
Slide-Out Chassis	•	•	•	•	•
Cabinet Louvers	•	•	•	•	•
Rear Grill	•	•	•	•	•
Window Mounting Kit	Pleated Quick Mount	Pleated Quick Mount	Pleated Quick Mount	Pleated Quick Mount	Pleated Quick Mount Kit
Dimensions					
A - Cabinet Height	18-5/8"	18-5/8"	18-5/8"	18-5/8"	17-5/8"
B - Cabinet Width	26-1/2"	26-1/2"	26-1/2"	26-1/2"	23-1/2"
C - Cabinet Depth (with Front)	25 (26-1/2")	25 (26-1/2")	25 (26-1/2")	25 (26-1/2")	24" (25-3/8")
D - Window Height (Min.)	19"	19"	19"	19"	18-1/2"
E - Window Width (Min./Max.)	31" / 42"	31" / 42"	31" / 42"	31" / 42"	26-1/2" / 40-1/2"
F - Max. Wall Thickness	11"	11"	11"	11"	9-1/4"
Carton Height	20-1/4"	20-1/4"	20-1/4"	20-1/4"	19-3/4"
Carton Width	29-1/2"	29-1/2"	29-1/2"	29-1/2"	26-1/16"
Carton Depth	31-1/4"	31-1/4"	31-1/4"	31-1/4"	30-1/4"
Unit Weight	115 Lbs.	122 Lbs.	122 Lbs.	122 Lbs.	143 Lbs.
Shipping Weight	130 Lbs.	132 Lbs.	137 Lbs.	137 Lbs.	153 Lbs.
UPC (0-12505)	27026-0	27027-7	27028-4	27029-1	27158-8

HOW TO CHOOSE AN AIR CONDITIONER

Measure the length and width of the area to be cooled. Multiply the length by the width to determine Sq. Ft. or Sq. m. Locate the Sq. Ft. or Sq. m in the columns below. Choose a BTU size from the chart for the area to be cooled.

ROOM SIZE		BTU
Sq. Ft.	Sq. m	
150	14	Up to 5,200
215	20	6,000
350	33	8,000
490	45	10,000
640	60	12,000
880	82	15,100
1,110	103	18,000
1,420	132	22,000
1,660	154	25,000
1,935	180	28,500

When cooling rooms with uninsulated ceilings, great rooms, or southern or western sun exposures – step up to the next BTU size or consult your sales professional.

* Plug Type (NEMA)



(A)
5-15P





(B)
6-15P



(D)
6-30P

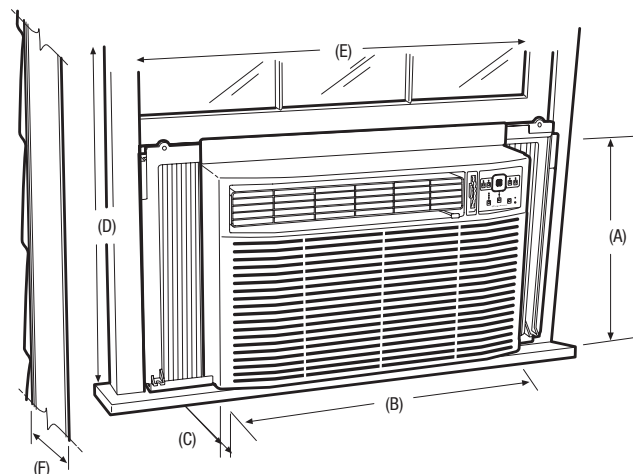
HEAVY-DUTY AIR CONDITIONERS

Model	FAS226N2A	FAS256N2A	FAS25EQ2A	FAS296N2A
Series	Frigidaire	Frigidaire	Frigidaire	Frigidaire
ENERGY STAR®				
Performance				
BTU (Cool)	22,000 / 21,600	25,000 / 24,700	25,000 / 24,700	28,500 / 28,000
BTU (Heat)			16,000 / 13,000	
Dehumidification (Pints / Hour)	6.5	7.6	7.6	8.6
Approximately Cool Area (Sq. Ft.)	1,420	1,660	1,660	1,935
EER	9.4	9.4	9.4	8.5
Electrical				
Volts	230 / 208	230 / 208	230 / 208	230 / 208
Amps (Cool)	10.4 / 11.2	11.7 / 12.8	11.7 / 12.8	15.0 / 16.5
Amps (Heat)			19.2 / 21.0	
Watts (Cool)	2,340 / 2,300	2,660 / 2,330	2,660 / 2,630	3,355 / 3,300
Watts (Heat)			4,900 / 4,000	
Length of Power Cord	5'	5'	6'	5'
Plug Type (NEMA)*	LCDI (B)	LCDI (C)	LCDI (D)	LCDI (D)
Features				
Controls	Electronic	Electronic	Electronic	Electronic
Fan Speeds (Cool / Fan / Heat)	VS Electronic	VS Electronic	VS Electronic	VS Electronic
Low Voltage Compensation	•	•	•	•
Auto Cool Function	•	•	•	•
Energy Save	•	•	•	•
Sleep Mode	•	•	•	•
Filter Check	•	•	•	•
24 Hour On / Off Timer	•	•	•	•
Remote Control	Full Function & Remote T'Stat	Full-Function & Remote T'Stat	Full-Function with Heat	Full-Function & Remote T'Stat
Air CFM (High / Med / Low)	480-350	480-350	480-350	500-375
Air Direction Control	Multi-Directional	Multi-Directional	Multi-Directional	Multi-Directional
Fresh Air / Exhaust Vent	•	•	•	•
Filter Type	Clean Air Ionizer	Clean Air Ionizer	Rigid Mesh	Clean Air Ionizer
Filter Access	Tilt-Out	Tilt-Out	Tilt-Out	Tilt-Out
Slide-Out Chassis	•	•	•	•
Cabinet Louvers	•	•	•	•
Rear Grill	•	•	•	•
Window Mounting Kit	Pleated Quick Mount	Pleated Quick Mount	Pleated Quick Mount	Pleated Quick Mount
Dimensions				
A - Cabinet Height	18-5/8"	18-5/8"	18-5/8"	18-5/8"
B - Cabinet Width	26-1/2"	26-1/2"	26-1/2"	26-1/2"
C - Cabinet Depth (with Front)	25" (26-1/2")	25" (26-1/2")	25" (26-1/2")	25" (26-1/2")
D - Window Height (Min.)	19"	19"	19"	19"
E - Window Width (Min. / Max.)	31" / 42"	31" / 42"	31" / 42"	31" / 42"
F - Max. Wall Thickness	11"	11"	11"	11"
Carton Height	20-1/4"	20-1/4"	20-1/2"	20-1/4"
Carton Width	29-1/2"	29-1/2"	29-3/4"	29-1/2"
Carton Depth	31-1/4"	31-1/4"	31-1/2"	31-1/4"
Unit Weight	136 Lbs.	142 Lbs.	151 Lbs.	145 Lbs.
Shipping Weight	151 Lbs.	157 Lbs.	171 Lbs.	160 Lbs.
UPC (0-12505)	27030-7	27031-4	27159-5	27032-1

INSTALLATION

The following dimension and cutout information is for planning purposes only. For complete installation details consult manual packed with product, or download manual at Customer Service, online at www.frigidaire.com.

Heavy-Duty Models



* Plug Type (NEMA)



(B)
6-15P







(C)
6-20P



(D)
6-30P

THROUGH-THE-WALL AIR CONDITIONERS

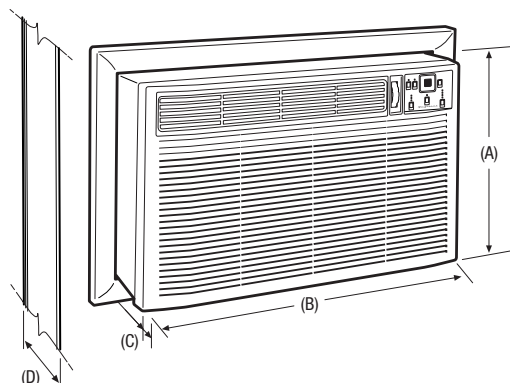
Model	FAH086NIT	FAH08ENIT	FAH105NIT	FAH106NIT	FAH106N2T	FAH10EN2T	FAH125NIT	FAH126N2T	FAH12EN2T	FAH14EQ2T	FAH146Q2T
Series	Frigidaire	Frigidaire	Frigidaire	Frigidaire	Frigidaire	Frigidaire	Frigidaire	Frigidaire	Frigidaire	Frigidaire	Frigidaire
ENERGY STAR®											
Performance											
BTU (Cool)	8,000	8,000	10,000	10,000	10,000/9,800	10,000/9,800	12,000/11,700	12,000/11,700	12,000/11,700	14,000/13,600	14,000/13,600
BTU (Heat)		4,000				10,000/8,500			10,000/8,500	10,600/8,600	
Dehumidification (Pints / Hour)	1.8	1.8	2.8	2.8	2.8	2.8	3.6	3.6	3.6	3.6	3.8
Approximately Cool Area (Sq. Ft.)	350	350	490	490	490	490	640	640	640	640	640
EER	9.4	9.4	9.4	9.4	9.4	9.4	9.0	9.0	9.0	9.0	9.0
Electrical											
Volts	115	115	115	115	230/208	230/208	230/208	230/208	230/208	230/208	230/208
Amps (Cool)	7.6	7.6	9.5	9.5	4.8/5.5	4.8/5.5	5.7/6.2	5.7/6.2	5.7/6.2	6.7/7.2	6.7/7.2
Amps (Heat)		11.2				13.2/12.0			13.7/12.7	15.5/14.0	
Watts (Cool)	850	850	1,065	1,065	1,065/1,045	1,065/1,045	1,275/1,250	1,275/1,250	1,275/1,250	1,550/1,520	1,550/1,520
Watts (Heat)		1,250				3,450/2,800			3,450/2,800	3,450/2,800	
Length of Power Cord	5'	5'	5'	5'	5'	5'	5'	5'	5'	6'	6'
Plug Type (NEMA)*	LCDI (A)	LCDI (A)	LCDI (A)	LCDI (A)	LCDI (B)	LCDI (B)	LCDI (A)	LCDI (B)	LCDI (B)	LCDI (B)	LCDI (B)
Features											
Controls	Electronic	Electronic	Electronic	Electronic	Electronic	Electronic	Electronic	Electronic	Electronic	Electronic	Electronic
Fan Speeds (Cool/Fan/Heat)	3/3	3/3/3	3/3	3/3	3/3	3/3/3	3/3	3/3	3/3/3	3/3/3	3/3
Low Voltage Compensation											
Auto Cool Function	*	*	*	*	*	*	*	*	*	*	*
Energy Save	*	*	*	*	*	*	*	*	*	*	*
Sleep Mode	*	*	*	*	*	*	*	*	*	*	*
Filter Check	*	*	*	*	*	*	*	*	*	*	*
24 Hour On/Off Timer	*	*	*	*	*	*	*	*	*	*	*
Remote Control	Full-Function Remote T'Stat	Full-Function	Full-Function	Full-Function Remote T'Stat	Full-Function	Full-Function	Full-Function	Full-Function Remote T'Stat	Full-Function	Full-Function with Heat	Full-Function & Remote T'Stat
Air CFM (High/Med/Low)	280/240/205	280/240/205	250/220/185	250/220/185	250/220/185	250/220/185	265/230/195	265/230/195	265/230/195	270/230/195	270/230/195
Air Direction Control	4-Way	4-Way	4-Way	4-Way	4-Way	4-Way	4-Way	4-Way	4-Way	4-Way	4-Way
Fresh Air / Exhaust Vent / Closed										No / No / Yes	No / No / Yes
Filter Type	Rigid Mesh	Rigid Mesh	Rigid Mesh	Rigid Mesh	Rigid Mesh	Rigid Mesh	Rigid Mesh	Rigid Mesh	Rigid Mesh	Rigid Mesh	Rigid Mesh
Filter Access	Slide-Out	Slide-Out	Slide-Out	Slide-Out	Slide-Out	Slide-Out	Slide-Out	Slide-Out	Slide-Out	Slide-Out	Slide-Out
Slide-Out Chassis											
Cabinet Louvers											
Rear Grill	*	*	*	*	*	*	*	*	*	*	*
Window Mounting Kit	Universal Trim Kit	Universal Trim Kit	Universal Trim Kit	Universal Trim Kit	Universal Trim Kit	Universal Trim Kit	Universal Trim Kit	Universal Trim Kit	Universal Trim Kit	Universal Trim Kit	Universal Trim Kit
Dimensions											
A - Cabinet Height	14-1/2"	14-1/2"	14-1/2"	14-1/2"	14-1/2"	14-1/2"	14-1/2"	14-1/2"	14-1/2"	14-1/2"	14-1/2"
B - Cabinet Width	24"	24"	24"	24"	24"	24"	24"	24"	24"	24"	24"
C - Cabinet Depth (with Front)**	19"	19"	19"	19"	19"	19"	19"	19"	19"	20-1/2"	20-1/2"
	(20-1/2")	(20-1/2")	(20-1/2")	(20-1/2")	(20-1/2")	(20-1/2")	(20-1/2")	(20-1/2")	(20-1/2")	(23-1/2")**	(23-1/2")**
D - Max. Wall Thickness	18"	18"	18"	18"	18"	18"	18"	18"	18"	18"	18"
Carton Height	17"	17"	17"	17"	17"	17"	17"	17"	17"	17-3/8"	17-3/8"
Carton Width	27"	27"	27"	27"	27"	27"	27"	27"	27"	26-3/4"	26-3/4"
Carton Depth	28"	28"	28"	28"	28"	28"	28"	28"	28"	28-3/8"	28-3/8"
Unit Weight	74 Lbs.	76 Lbs.	83 Lbs.	83 Lbs.	84 Lbs.	87 Lbs.	86 Lbs.	86 Lbs.	91 Lbs.	97 Lbs.	97 Lbs.
Shipping Weight	86 Lbs.	88 Lbs.	95 Lbs.	95 Lbs.	96 Lbs.	99 Lbs.	98 Lbs.	98 Lbs.	103 Lbs.	112 Lbs.	112 Lbs.
UPC (0-12505)	27160-1	27034-5	27035-2	27161-8	27162-5	27037-6	27038-3	27163-2	27039-0	27165-6	27164-9

** Protrudes 3" more from the wall than other models.

INSTALLATION

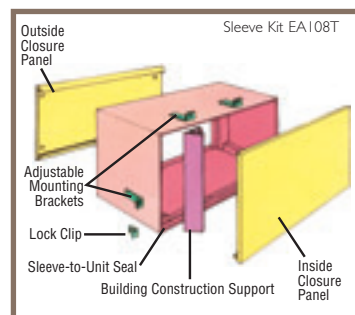
The following dimension and cutout information is for planning purposes only. For complete installation details consult manual packed with product, or download manual at Customer Service, online at www.frigidaire.com.

Through-The-Wall Models

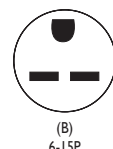
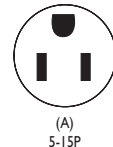


THROUGH-THE-WALL BUILDER SLEEVE

Model	EA108T
Dimensions	
Cabinet Height	15-1/4"
Cabinet Width	25-1/2"
Cabinet Depth	17-1/2"
Carton Height	19"
Carton Width	27-1/8"
Carton Depth	17-1/8"
Unit Weight	21 Lbs.
Shipping Weight	25 Lbs.



* Plug Type (NEMA)



PORTABLE AIR CONDITIONER

Model	FAP094PIZ
Series	Frigidaire
ENERGY STAR®	
Performance	
BTU (Cool)	9,000
Dehumidification (Pints / Hour)	2.3
Approximately Cool Area (Sq. Ft.)	425
EER	8.7
Electrical	
Volts	115
Amps (Cool)	9.0
Watts (Cool)	1,030
Length of Power Cord	6-1/2'
Plug Type (NEMA)*	LCDI (A)
Features	
Controls	Electronic
Fan Speeds (Cool / Fan)	3 / 3
24 Hour On / Off Timer	*
Remote Control	Full-Function
Air CFM (High / Med / Low)	290 / 230 / 180
Air Direction Control	2-Way
Fresh Air / Exhaust Vents	No / *
Filter Type	Single
Filter Access	*
Window Mounting Kit	*
Dimensions	
A - Cabinet Height	33"
B - Cabinet Width	18-15/16"
C - Cabinet Depth Only	15-3/4"
Carton Height	34-15/16"
Carton Width	26-1/4"
Carton Depth	18-1/8"
Unit Weight	86 Lbs.
Shipping Weight	94.6 Lbs.
UPC (0-12505)	27108-3

DEHUMIDIFIERS

Model	FDL25PI	FDL45PI	FDL60PI
Series	Frigidaire	Frigidaire	Frigidaire
ENERGY STAR®			
Performance			
Dehumidification (Pints / Day)	25	45	60
Dehumidification (Litres / Day)	11.8	21.3	28.4
EEV (L/KW/H)	1.3	1.5	1.5
Electrical			
Volts	115	115	115
Amps (Cool)	3.2	4.6	6.3
Watts (Cool)	370	530	730
Length of Power Cord	6-1/2'	6-1/2'	6-1/2'
Plug Type (NEMA)*	LCDI (A)	LCDI (A)	LCDI (A)
Features			
Controls	Electronic	Electronic	Electronic
Fan Speeds (Cool / Fan / Heat)	2	2	2
Low Temperature Operation	*	*	*
Air CFM (High / Med / Low)	220 / 200	250 / 210	250 / 210
Filter Type	Single	Single	Single
Filter Access	*	*	*
Container Capacity (Pints)	17	17	17
Dimensions			
A - Cabinet Height	24-5/8"	24-5/8"	24-5/8"
B - Cabinet Width	13-3/4"	13-3/4"	13-3/4"
C - Cabinet Depth Only	16-3/4"	16-3/4"	16-3/4"
Carton Height	26"	26"	26"
Carton Width	16-1/2"	16-1/2"	16-1/2"
Carton Depth	19-5/16"	19-5/16"	19-5/16"
Unit Weight	47 Lbs.	49.2 Lbs.	49.2 Lbs.
Shipping Weight	55 Lbs.	57.2 Lbs.	57.2 Lbs.
UPC (0-12505)	27105-2	27106-9	27107-6

* Plug Type (NEMA)

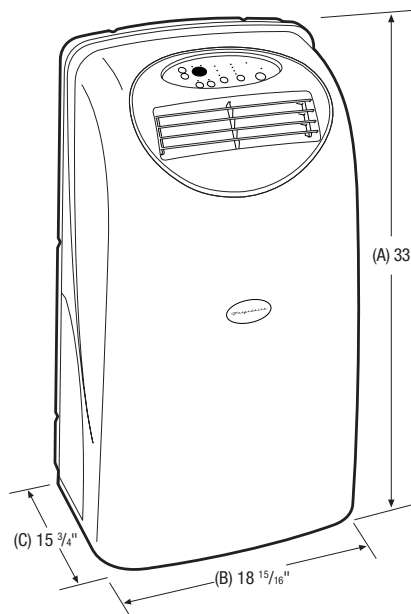


(A)
5-15P

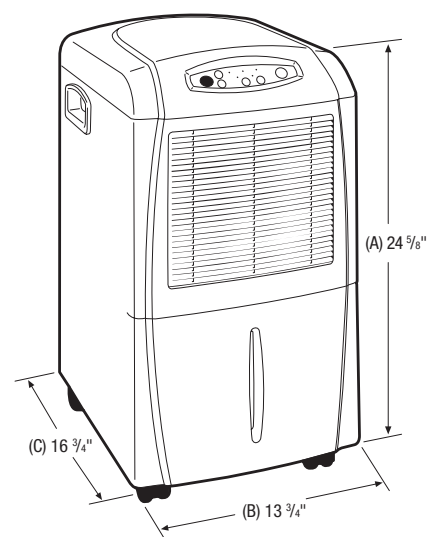
DIMENSIONS

The following dimension and cutout information is for planning purposes only. For complete installation details consult manual packed with product, or download manual at Customer Service, online at www.frigidaire.com.

Portable Models



Dehumidifier Models



Frigidaire® Home Comfort

FULL ONE-YEAR WARRANTY

Every Electrolux Major Appliances room air conditioner is guaranteed to be free of materials defects or component malfunctions. Electrolux Major Appliances will repair, without charge, any problem that occurs during the first year after original date of purchase.*

LIMITED 2ND - 5TH YEAR WARRANTY

Sealed Refrigeration System

Electrolux Major Appliances will provide a replacement for any defective part(s) in the Sealed Refrigeration System (compressor, condenser, evaporator and tubing) that breaks due to defects in materials or workmanship (not consumer abuse), for the second through fifth years from original date of purchase.* Diagnostic, transportation and labor costs which are required because of service are the responsibility of the consumer.

*Some restrictions may apply for Alaska.

This warranty is provided by Electrolux Major Appliances North America, a division of Electrolux Home Products Inc. in the U.S.A., and in Canada by Electrolux Canada Corp. For complete warranty details, please refer to your Owner's Manual.

High standards of quality at Electrolux Major Appliances mean we are constantly working to improve our products. We reserve the right to change specifications or discontinue models without notice.

PARTS AND SERVICE

Wherever you live or move in the U.S.A., our national network of authorized independent service companies provide prompt, professional repair service. To maintain warranties, always ask for Electrolux Major Appliances Genuine Renewal Parts.



Frigidaire®

USA
Electrolux Major Appliances North America
P.O. Box 212378, Augusta, GA 30907
1-800-944-9044 • <http://www.frigidaire.com>

CANADA
Electrolux Canada Corporation
5855 Terry Fox Way, Mississauga, ON L5V 3E4
1-800-668-4606

 The Electrolux Group. The world's No.1 choice.

ELECTROLUX

THE WORLD'S NUMBER ONE CHOICE

Every Frigidaire® appliance is backed by the global strength of the Electrolux Group, the world's largest producer of kitchen and cleaning appliances.